



Counterfeit Detector User Manual



Safety Instructions

Please read the safety instructions before use. Please read all warnings and cautions carefully to avoid damage to the machine and personal injury.

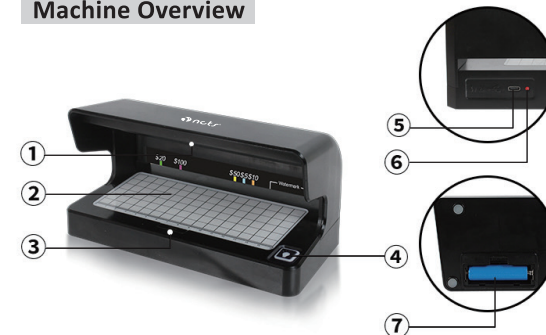
Do not operate the machine in areas with high temperature or high humidity since it may cause the unit to malfunction. Do not disassemble this product. Incorrect re-assembly can cause electric shock. Take it to qualify personnel if repair is required.

Unplug this product from the outlet before cleaning. Do not use liquid cleaners or aerosol cleaners. Use a damp cloth for cleaning the cover.

We recommend the user to verify that the box contains all of the items listed here:

- ◆ Banknote Detector 1 Unit
- ◆ USB Charging Cable 1 Unit
- ◆ User Manual 1 Unit
- ◆ Power Adapter (optional)
- ◆ Rechargeable Lithium Battery (optional)

Machine Overview



- 1 UV LED
- 2 Watermark verification window
- 3 Auto start sensor
- 4 Power/Function switch
- 5 5V input socket
- 6 Power indicator
- 7 Battery


Operation

NOTE: Before you begin to check your bill or document, make sure you know and understand the security features of that specific bill or document. This will ensure that you are using this machine properly.




Plug in the unit press this button turn choose detection, keep pressing 3 seconds to turn off

To use Ultraviolet counterfeit detection:

- Press button  once, or bring a note to machine, machine will autoly start with UV detection
- Find the location of the security thread for the bill being viewed on the Check Security Thread guide located on the front of the unit. View bill looking through magnifier lens to see that security thread is visible and in the proper location on the bill.

To use Watermark

- Press button , switching to watermark detection
- Locate watermark locations for the bill being viewed on the currency guide located on top of unit. Place bill over circular verification plate and view watermarks on bill to validate bill.

Cleaning and Maintenance

Avoid operating the unit close to a strong-natural or artificial-light source.

The effect of the UV light will be overpowered by that of the strong-natural or artificial-light source, diminishing the fluorescence of the analyzed bill or document.

Do not use this product in areas where it may be exposed to water or other liquids.

Dust may accumulate on the UV lamps, reducing its luminescence. Use a damp soft cloth for cleaning. Do not use liquid cleansers or aerosol cleaners.

Unplug this product from the wall outlet before cleaning or replacing a lamp.

Do not use this unit if the power cord is damaged or if the plug socket contact a loose. Not following these instructions may result in electric shock, fire or other hazards.

When not using the unit for a long period of time, remove the power plug from the wall outlet.

Features and Specifications

Features:

Ultraviolet light to detect the presence of UV security features

Fluorescent light for watermark verification

Rechargeable lithium battery inside for portable usage (optional)

Suitable for all currencies in the world

Specifications:

Ambient Temperature: 0-45 °C

Ambient Humidity: ≤85%

Power voltage: AC 100-240V 50/60Hz

Power Consumption: ≤6W

Net weight: Approx. 474g

Dimensions: Approx. 195*105*105mm

Notice: If the machine has some faults that you can't solve, please contact the Technical Support Dept of our company or our agent for services.